



Model TA-25-RP (5-40 Mhz, 50-870 MHz) Bi-directional Cable TV Distribution Amplifier

Product Description

The TA-25-RP is a high-performance TV distribution amplifier designed for residential and small system cable TV signal distribution with 8 to 20 outlets and long cable runs. It provides a single high level output for external splitters and taps used in custom distribution system configurations (Figure 2 shows an example 16-way distribution).

Features:

- Easy to install; includes adjustable and precise level control to optimize input signal level
- State-of-the-art GaAs p-HEMT SMD amplifier ICs with push-pull output circuitry
- High gain and low noise will optimize picture quality on bigger screens
- Digital cable ready (bi-directional) - possible to connect Cable Modems, Set Top Box, Pay TV Decoders
- HDTV antenna distribution models available
- Powered with UL approved AC power adapter
- Full technical support and two-year warranty




Figure 1: TA-25-RP

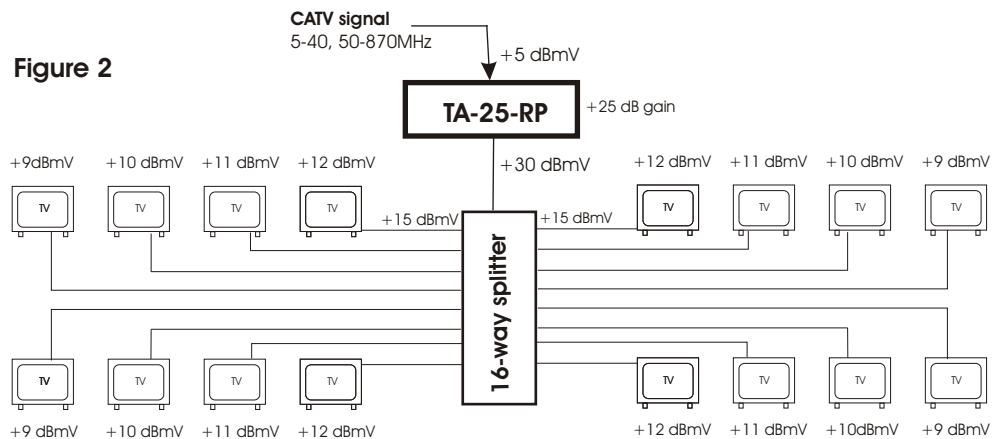
Product Specifications

Frequency Range (Mhz)	5-40, 50-870	Return Filter loss	1 dB
Power Gain (dB)	25	Cross Modulation	110 chs; Vo=+25dBmV, -80dB
Gain Flatness(dB)	±1.0	Composite Triple Beat (dB)	110 chs flat, V=+25dBmV, -65dB
Noise Figure (dB)	2 dB	Composite 2nd order	110 chs flat, V=+25dBmV, -60dB
Input Return Loss(dB)	15 (5-40), 14 (50-870)	Connectors, Impedance	F-female, 75 ohms
Output Return Loss(dB)	15 (5-40), 8 (50-870)	Dimensions (LxWxH)	7.5" x 4" x 2" (192x102x50 mm)
Number of outputs	1	Weight (lbs)	2
Signal level at output	+25 dBmV (0dBmV input)	Operating Temperature	-15 to+90 C
Maximum in/out levels	+8 dBmV / -33 dBmV	Power Requirements	9V DC, 350 mA
Return Filter Isolation	55dB minimum	Power AC Adapter	Included

Example Application

TV show room distribution system with 16 outlets. Directly connect outputs to TVs or into digital set top boxes.

Figure 2 shows the approximate signal levels (550 MHz) at amplifier input, outputs, after 16-way splitter, and at each TV after cable losses (cable length, RG-6, 50 to 100 feet).






Model TA-25-RP (5-40 Mhz, 50-870 MHz) Bi-directional Cable TV Distribution Amplifier

Installation Notes and Warranty Information:

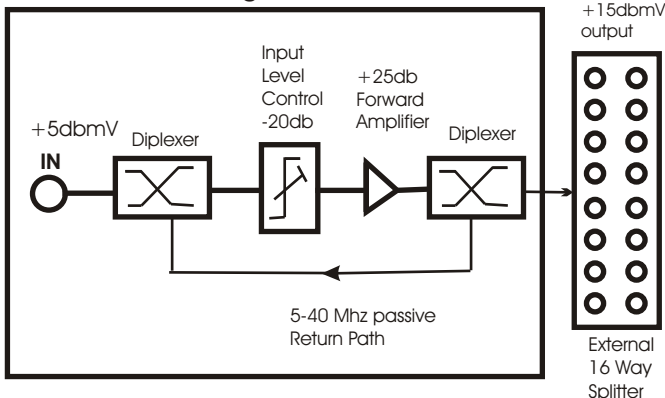
- 1) Unpack the TA-25-RP and DC power adapter
- 2) Locate the TA-25-RP in a dry area, near AC power outlet. The TA-25-RP has 4 mounting holes for wall mounting.
- 3) Before applying power to the amplifier, turn the **Input Level Control** *counterclockwise 3 turns* to reduce the input signal level by approximately -10dB. **Note:** Gain control has approx 7 turn range for 20 dB signal reduction. **Important** - Do not force the turn the max or min position of control. This would damage the control.
- 4) Connect the input CATV signal and output distribution cables to the amplifier. Terminate unused amplifier output ports.
- 5) Connect AC to Wall outlet, and, plug DC to Amplifier power jack
- 5) Re-adjust the **Input Level Control** to optimize the signal. Turn **Level Control** *Clockwise to increase signal, counterclockwise to reduce input signal*, and stop when the picture quality at TV sets and set top boxes are received clearly.



Important Safety Precautions

To avoid electrical shock, do not take apart this unit
Do not overload the wall outlets or extension cords. This could result in the risk of fire or electrical shock
This amplifier should be used only with the power supply included

TA-25-RP Block Diagram



Warranty:

Tin Lee Electronics (TLE) products are guaranteed for TWO YEARS from the date on the original invoice (includes parts & labour). All Products are guaranteed to perform to our specifications under intended operation. Warranties do not cover misuse, improper installation, abuse, tampering, or Act of God damage.

To obtain warranty service:

- 1) Retain invoice or original proof of purchase to establish the start of the warranty period.
- 2) Notify TLE as soon as possible if defect or problem found
- 3) The product can be shipped back to TLE prepaid after it has been agreed by TLE that the product is defective.
- 4) All tampering, modifications, or unauthorized repairs will void product warranty.

For Service Information contact:

Service Department

Tin Lee Electronics Ltd. 41 Coxwell Ave.
Toronto, Ontario, M4L 3A9
Tel: (416) 690-3196 Fax: (416) 690-0932
www.info@tinlee.com

